

## Make your own Greenhouse!

### What you need:


Zip lock bag



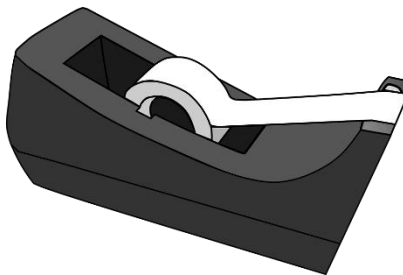
Paper Towel




Seed



Tape



Scissors



### Method:

1. Place a damp piece of paper towel in the zip lock bag
2. Place a seed against the paper towel and seal the bag
3. Cut out the greenhouse below using a scissors and use crayons to decorate
4. Cut out the square in the greenhouse
5. Tape the zip lock bag to your greenhouse
6. Tape the greenhouse to the window so that it gets sunlight

**Top Tip:** Open the zip lock bag every few days allowing air and moisture in. This helps the seed germinate



\_\_\_\_\_ 's PLANT

CUT OUT AND PLACE ZIP LOCK BAG HERE